



Safety measures and equipment management are important at production plants. Using labels can gain attention for safety measures as well as improve efficiency.

### Safety management

Labels help to prevent simple mistakes such as pressing the wrong button, and are an easy way to communicate about prohibited actions.

#### (A) Notices



#### (B) Switches



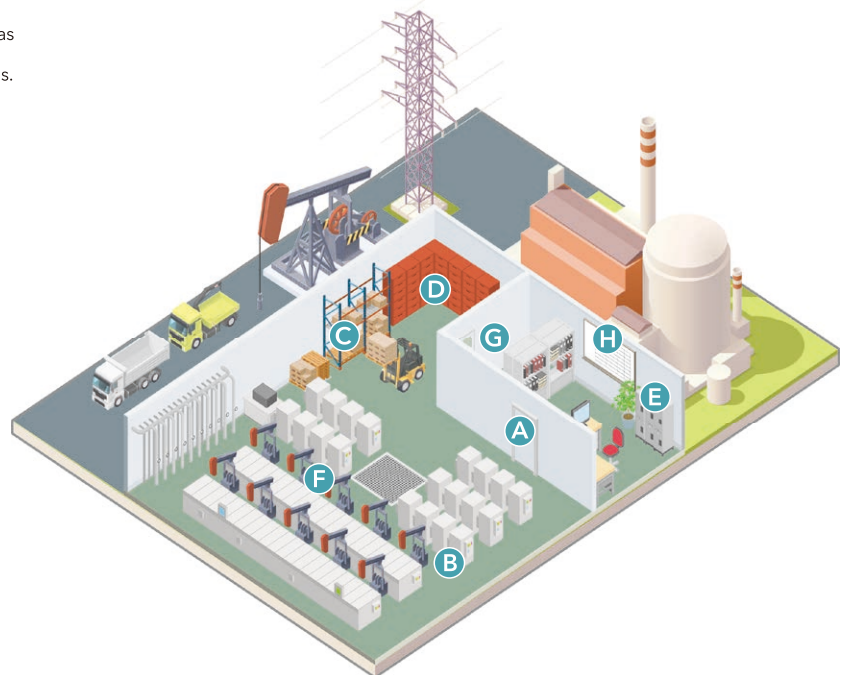
### Management in the storeroom

Large inventories and supplies that are easily mistaken can be managed in an easy-to-see manner.

#### (C) Inventory management




#### (D) Supply management



### Shared equipment management

Attaching labels allows management of equipment, organisation of cables, and other improvements to work efficiency. With labels, you can better manage items that need to be shared for work, preventing them from being mixed up or lost.

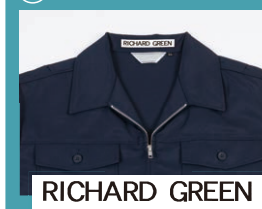
#### (E) Machinery/materials management



#### (F) Cables



#### (G) Work clothes



#### (H) Supervisor tables

Process Foreman ( 8 MAY 2018 )

Time	Morning	Afternoon	Night
	9:00-12:00	12:00-18:00	18:00-22:00
Line A	Daniel Lee	John Scott	Out of service
Line B	David Johnson	David Johnson	Out of service
Line C	Albert Falkner	Albert Falkner	David Johnson
Line D	Michael Martin	Michael Martin	David Johnson

Albert Falkner

## Convenient tapes for production plant use

### Fluorescent Tape

Make reminders stand out more with bright colours of fluorescent tape that catch the eye.



Choose from four bright colours



Tape colour / text colour:      
Tape width: 18mm 12mm 9mm

### Magnetic Tape

\*For use with models KL-G2 and KL-7400 only

The position of labels can be changed easily when products are rearranged on shelves.

Process Foreman ( 8 MAY 2018 )			
Time	Morning	Afternoon	Night
9:00-12:00		12:00-18:00	18:00-22:00
Line A	Daniel Lee	John Scott	Out of service
Line B	David Johnson	David Johnson	Out of service
Line C	Albert Falkner	Albert Falkner	David Johnson
Line D	Michael Martin	Michael Martin	Jacob Taylor
Line E	Jayden Moore	Jayden Moore	Jacob Taylor



Tape colour / text colour: BLACK on WHITE  
Tape width: 24mm

Wide and easy to read  
24mm width

### High-Strength Adhesive Tape

High-strength adhesive tape provides peace of mind when managing shared equipment that sees long-term use.



For equipment management, etc.

Tape colour / text colour: BLACK on WHITE  
Tape width: 18mm 12mm 9mm

### Iron-On Fabric Tape

Iron-on fabric tape allows you to attach names to work clothes.



This tape can be attached directly to fabrics using a clothes iron.



Tape colour / text colour: BLACK on WHITE  
Tape width: 12mm

### Cable Flexible Tape

Our cable tape can be attached to curved surfaces. Use it to organise similar-looking cables so that they can be told apart easily.



Attach along the cable or wrap around it.



Tape colour / text colour: BLACK on WHITE  
Tape width: 18mm 12mm 9mm

### Heat Shrink Tube

Complex cable management is a breeze with cylindrical heat shrink tubes that fit firmly to cables.



Heat with an industrial heat gun and they shrink to attach tightly.



Tape colour / text colour: BLACK on WHITE  
Tape width: 18mm 9mm

## Solid backup for production plants through a wide range of functions

### Barcode Printing

\*KL-G2 / KL-7400 / KL-820 / KL-130 [ 12 mm or wider tape ]

Helpful for managing materials and supplies. Barcodes allow quick and easy reordering when inventory of a product runs low.



For equipment management

### Designed Logo printing

\*KL-G2 / KL-7400 / KL-HD1 / KL-820 / KL-130 [ 12 mm or wider tape ]

Designed Logo with illustrations greatly improve ease of understanding even for cautions that would be hard to understand by text alone. 60 types are available.

Designed Logo examples

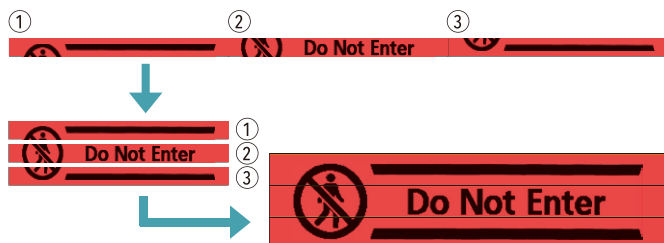


\*KL-G2 / KL-HD1 / KL-130 : Available in 8 languages (English / Spanish / French / German / Italian / Swedish / Portuguese / Indonesian)  
\*KL-7400 / KL-820 : Available in 6 languages (English / Spanish / French / German / Italian / Swedish)

### Expanded Label

\*KL-G2 [ 12 mm or wider tape (top and bottom margin left if using 18 or 24 mm tape) ]

Make large labels easily by printing labels and attaching them together to make the message stand out.



### Numbering

\*KL-G2 / KL-7400 / KL-820 [ 12 mm or wider tape ]

This is convenient for managing machinery and equipment.



\*Numbering from 0 to 99999 with the KL-G2 and to 999 with the KL-7400.  
\*You can print up to 100 numbered labels per print operation with the KL-G2 and KL-7400, and up to 9 numbered labels per print operation with the KL-820.



The backing paper is not cut.           

\*Models with half-cut function : KL-G2/KL-7400