



AFTER



BEFORE



Safety measures and equipment management are important at construction sites. Using labels can gain attention for safety measures as well as improve efficiency.

Safety management

Affixing labels to items often overlooked in safety management helps support safety.

(A) Helmets



(B) Notices



Worksite

Easily arrange cables that tend to be in array.

(C) Cables



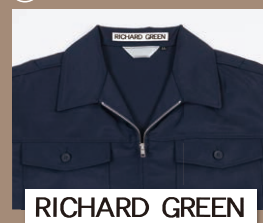
Equipment/materials management

Keys that look alike tend to be taken by mistake and materials are often lost at worksites. Affixing labels to arrange those prevents loss and improves work efficiency.

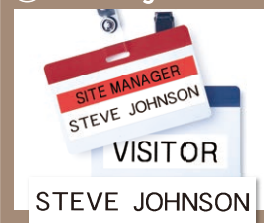
(D) Machinery/materials management



(E) Work clothes



(F) Name tags



Office

If you have a myriad of construction reports or contracts that require long-term archiving, organising them with labels makes it easy to find the documents you're looking for.

(G) File organisation



Convenient tapes for construction site use

Fluorescent Tape

Make reminders stand out more with bright colours of fluorescent tape that catch the eye.



Choose from four bright colours



Tape colour / text colour				
Tape width	18mm	12mm	9mm	

High-Strength Adhesive Tape

High-strength adhesive tape provides peace of mind when managing shared equipment that sees long-term use.



For equipment management, etc.

Tape colour / text colour	BLACK on WHITE
Tape width	18mm 12mm 9mm

Cable Flexible Tape

Organise cables that are hard to tell apart with cable tape attachable to curved surfaces.



For equipment management, etc.

Tape colour / text colour	BLACK on WHITE
Tape width	18mm 12mm 9mm

Iron-On Fabric Tape

Iron-on fabric tape allows you to attach names to work clothes.

For work clothes

This tape can be attached directly to fabrics using a clothes iron.



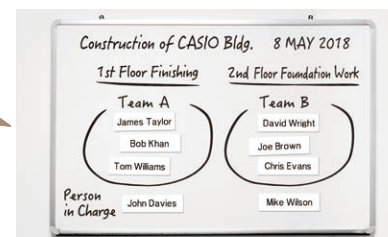
Tape colour / text colour	BLACK on WHITE
Tape width	12mm

Magnetic Tape

*For use with models KL-G2 and KL-7400 only

Magnetic tape that can be affixed to whiteboards is a big help at construction sites where team composition and work details change frequently.

Arrange freely to help in putting together teams



Tape colour / text colour	BLACK on WHITE
Tape width	24mm

Solid backup for construction sites with wider range of features

Numbering

*KL-G2 / KL-7400 / KL-820 [12 mm or wider tape]

The numbering feature allows easy printing when inputting each number for labels with consecutive numbers would be a hassle. This is convenient for managing machinery and equipment.



*Numbering from 0 to 99999 with the KL-G2 and to 999 with the KL-7400.

*You can print up to 100 numbered labels per print operation with the KL-G2 and KL-7400, and up to 9 numbered labels per print operation with the KL-820.



*Models with half-cut function: KL-G2/KL-7400

Designed logo printing

*KL-G2 / KL-7400 / KL-HD1 / KL-820 / KL-130 [12 mm or wider tape]

Designed Logo with illustrations greatly improve ease of understanding even for cautions that would be hard to understand by text alone. 60 types are available.

Design logo examples

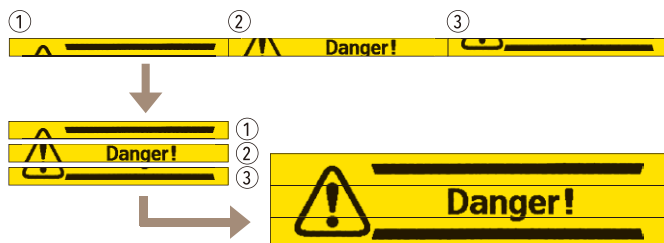


*KL-G2 / KL-HD1 / KL-130 : Available in 8 languages (English / Spanish / French / German / Italian / Swedish / Portuguese / Indonesian)
*KL-7400 / KL-820 : Available in 6 languages (English / Spanish / French / German / Italian / Swedish)

Expanded Label

*KL-G2 [12 mm or wider tape (top and bottom margin left if using 18 or 24 mm tape)]

Make large labels easily by printing labels and attaching them together to make caution messages stand out.



Index Label

*KL-G2 [24 mm tape only]

Index labels make for easy-to-understand organisation of documents. The information you are looking for will be identifiable at a glance.

